



Guangdong Longbang Intelligent Equipment Industry Co., Ltd.

- Building 2A, CIMC, High-tech Zone, Shunde District, Foshan City, Guangdong Province, China
- 0757-27799963
- service@lbie-group.com
- www.lbie-group.com



Official Website


- ※ The product model, specifications, and appearance are subject to change without prior notice. We apologize for any inconvenience caused.
- ※ The machining data and other contents recorded in this brochure will vary with factors such as room temperature, machining materials, tool materials, and machining conditions. Please note.



Researching




Manufacturing



Selling



Serving



## TURNING AND MILLING MACHINE TOOL

BROCHURE

Explore Limitless Boundaries

## 01-02

### Overview

- 01 History
- 01 Honor

## 03-13

### Products

- 03 TS&TF-Series Dual-spindle Dual-turret Turning and Milling Machine Tool
- 05 W7-Series Interpolated Y-axis Turning and Milling Machine Tool
- 07 L-Series Turning and Milling Machine Tool
- 09 L3C-Series Turning and Milling Machine Tool
- 10 BG-Series Turning and Milling Machine Tool
- 11 DSL&FD-Series Dual-spindle Lathe
- 13 XL-Series CNC Lathe
- 14 XL2-Series CNC Turret Lathe

## 15-16

### Special Series

- 15 Dual-turret Lathe
- 15 Small Shaft Used Machine Tool
- 15 Truss Robot and CNC Lathe Integrated Machine
- 16 Truss Robot and Triple-spindle Lathe Integrated Machine
- 16 Rotatable 4+4 Live Tool Turning and Milling Machine

## 17

### Automation Solutions

- 17 6-axis Robot Solution
- 17 Hydraulic Automatic Feeder
- 17 Integrated Solution
- 17 Production Line Solution

## 18

### Value-added Product

## 19

### Machined Sample Display



Precision	GB Standard	Company Standard
The Level of Machining Accuracy	IT6	IT6
Machining Roundness Accuracy	0.003mm / $\Phi$ 70mm	0.003mm / $\Phi$ 70mm
Machining Straightness Accuracy	0.010mm / 150mm	0.010mm / 150mm
Machining Flatness Accuracy	0.008mm / $\Phi$ 100mm	0.006mm / $\Phi$ 100mm
Machining Roughness Accuracy	Ra1.6 $\mu$ m	Ra0.4 $\mu$ m
Spindle End Face Runout	0.01mm	0.003mm
Spindle Radial Runout	0.008mm	0.003mm
Axial Positioning Accuracy	X-axis 0.016mm	X-axis 0.008mm
	Y-axis 0.016mm	Y-axis 0.008mm
	Z-axis 0.020mm	Z-axis 0.008mm
Axial Repeatability Positioning Accuracy	X-axis 0.007mm	X-axis 0.004mm
	Y-axis 0.007mm	Y-axis 0.004mm
	Z-axis 0.008mm	Z-axis 0.004mm
Turret Indexing Repeatability Positioning Accuracy	Y-Z Drection 0.01mm	Y-Z Drection 0.006mm
	Z-D Drection 0.01mm	Z-D Drection 0.006mm

**Parameter Reference:**  
Material: Al;  
Spindle Speed: 2200RPM;  
Feed Rate: 0.06mm/rev;  
Tool: PCD R0.2.

※ Series parameters are for reference; specific model parameters should follow the technical agreement.





# TS&TF Series

## Dual-spindle Dual-turret Turning and Milling Machine Tool



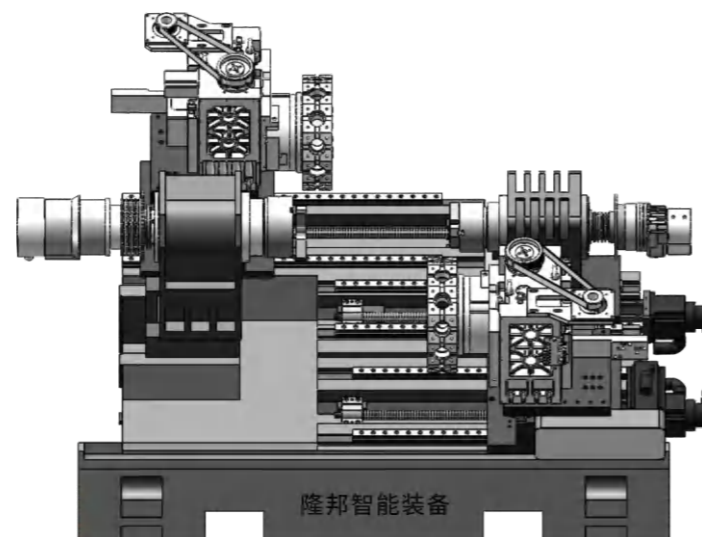
View Product Details

### TS-8/6ZYD/D

#### Technical Parameters

Max. Turning Diameter	Φ200mm	
Max. Machining Length	550mm	
Max. Swing Diameter	Φ200mm	
Max. Bar Through Diameter	Φ51mm	
X-axis Travel	250mm	250mm
Y-axis Travel	90mm	90mm
Z-axis Travel	600mm	600mm
B-axis (Tailstock) Travel	550mm	
Max. Spindle Speed	3500RPM	
Max. Driven Tool Speed	4000RPM	

※ Series parameters are for reference; specific model parameters should follow the technical agreement.



TS-8/6ZYD/D | Upper and Lower Turrets Structure



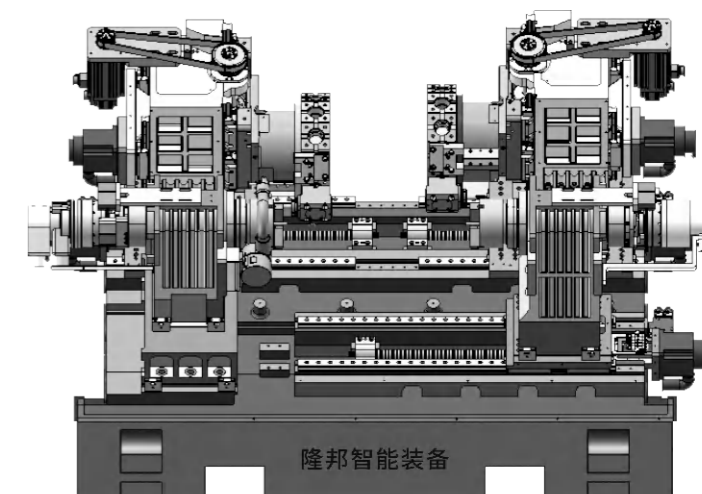
View Product Details



#### Technical Parameters

Max. Turning Diameter	Φ200mm	
Max. Machining Length	300mm	
Max. Swing Diameter	Φ200mm	
Max. Bar Through Diameter	Φ45mm	
X-axis Travel	250mm	250mm
Y-axis Travel	90mm	90mm
Z-axis Travel	300mm	200mm
B-axis (Tailstock) Travel	620mm	
Max. Spindle Speed	4000RPM	
Max. Driven Tool Speed	4000RPM	

※ Series parameters are for reference; specific model parameters should follow the technical agreement.



TF-6/6ZYD/D | Double Upper Turrets Structure

# W7 Series



## Interpolated Y-axis Turning and Milling Machine Tool

W7-8/6CYD | W7-8/6D | W7-8/6T | W7-8/CYDW | W7-8DW | W7-8TW



[View Product Details](#)


- ✓ Flat Unequal Height Track Bed
- ✓ Interpolated Y-axis
- ✓ Load-bearing Precision Parts




### Technical Parameters

Max. Turning Diameter	Φ300mm
Max. Machining Length	550mm
Max. Swing Diameter	Φ500mm
Max. Bar Through Diameter	Φ51mm
X-axis Travel	220mm
Y-axis Travel	110mm
Z-axis Travel	600mm
B-axis (Tailstock) Travel	610mm
Max. Spindle Speed	3500RPM
Max. Driven Tool Speed	4000RPM


※ Series parameters are for reference; specific model parameters should follow the technical agreement.




W7-8/6CYD | Secondary Spindle Interpolation Y axis Driven Tool Turret




W7-8/6D | Secondary Spindle Driven Tool Turret




W7-8/6T | Secondary Spindle Lathe Turret



W7-8/CYDW | Interpolation Y axis Driven Tool Turret Tailstock



W7-8DW | Driven Tool Turret Tailstock



W7-8TW | Lathe Turret Tailstock

# L Series



View Product Details

## Turning and Milling Machine Tool

L2-6ZYMT | L2-6ZYMP | L5-6ZYDP

### Technical Parameters

Max. Turning Diameter	Φ 300mm
Max. Machining Length	200mm
Max. Swing Diameter	Φ 400mm
Max. Bar Through Diameter	Φ 45mm
X-axis Travel	800mm
Y-axis Travel	180mm
Z-axis Travel	300mm
Max. Spindle Speed	4000RPM
Max. Driven Tool Speed	4000RPM

※ Series parameters are for reference; specific model parameters should follow the technical agreement.



View Product Details



### Technical Parameters

Max. Turning Diameter	Φ 300mm
Max. Machining Length	200mm
Max. Swing Diameter	Φ 400mm
Max. Bar Through Diameter	Φ 45mm
X-axis Travel	800mm
Y-axis Travel	80mm
Z-axis Travel	300mm
Max. Spindle Speed	4000RPM
Max. Driven Tool Speed	4000RPM

※ Series parameters are for reference; specific model parameters should follow the technical agreement.

# L3C Series

Turning and Milling Machine Tool

L3C-8ZYDW | L3C-8DW | L3C-8TW

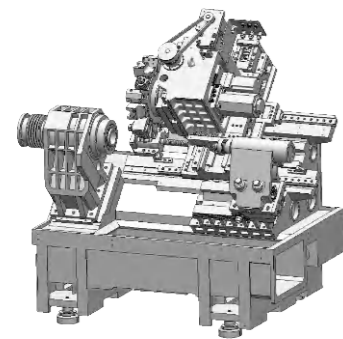


View Product details

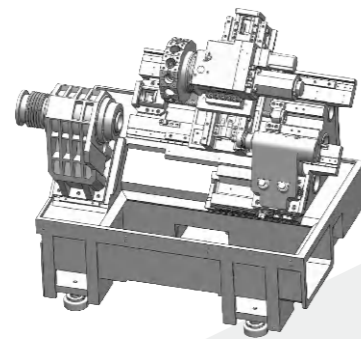
## Technical Parameters

Max. Turning Diameter	Φ300/Φ400mm
Max. Machining Length	350mm
Max. Swing Diameter	Φ500mm
Max. Bar Through Diameter	Φ51mm
X-axis Travel	250mm
Y-axis Travel	85mm
Z-axis Travel	400mm
Max. Spindle Speed	3500RPM
Max. Driven Tool Speed	4000RPM

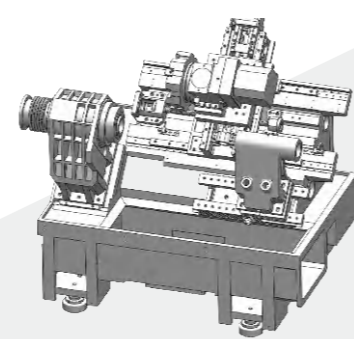
※ Series parameters are for reference; specific model parameters should follow the technical agreement.



L3C-8ZYDW | Orthogonal Y-axis Driven Tool Turret Tailstock



L3C-8DW | Driven Tool Turret Tailstock



L3C-8TW | Lathe Turret Tailstock

# BG Series

Turning and Milling Machine Tool


BG1000-10ZYDW | BG1000-10DW | BG1000-10TW



BG1000-10ZYDW | Orthogonal Y-axis Driven Tool Turret Tailstock



BG1000-10DW | Driven Tool Turret Tailstock



BG1000-10TW | Lathe Turret Tailstock

## Technical Parameters

Max. Turning Diameter	Φ550mm
Max. Machining Length	1000mm
Max. Swing Diameter	Φ700mm
Max. Bar Through Diameter	Φ75mm
X-axis Travel	260mm
Y-axis Travel	±50mm
Z-axis Travel	1005mm
Max. Spindle Speed	3000RPM
Max. Driven Tool Speed	4000RPM

※ Series parameters are for reference; specific model parameters should follow the technical agreement.



View Product Details

# DSL&FD Series

## Dual-spindle Lathe



View Product Details

DSL-5/5P | DSL-6/6P | FD-6/5P/P

### Technical Parameters

Max. Turning Diameter	Φ 200mm
Max. Machining Length	200mm
Max. Swing Diameter	Φ 400mm
Max. Bar Through Diameter	Φ 45mm
X-axis Travel	1200mm 1200mm
Z-axis Travel	350mm 350mm
Max. Driven Tool Speed	4000RPM

※ Series parameters are for reference; specific model parameters should follow the technical agreement.

DSL-series has a longer machining travel

The DSL-series dual spindle lathe consists of two movable spindles and a central tool rest. This structure has a longer X-axis and Y-axis travels.



DSL-Docking



DSL-Features



DSL-5/5P


### Technical Parameters

Max. Turning Diameter	Φ 200mm
Max. Machining Length	200mm
Max. Swing Diameter	Φ400mm
Max. Bar Through Diameter	Φ45mm
X-axis Travel	780mm 680mm
Z-axis Travel	200mm 190mm
Max. Driven Tool Speed	4000RPM

※ Series parameters are for reference; specific model parameters should follow the technical agreement.



View Product Details



隆邦智能装备

FD-6/5P/P

The FD series has stronger rigidity

The FD series machine consists of one fixed spindle, one movable spindle, and two tool holders corresponding to each spindle one by one.

The travel of the X-axis and Y-axis is shorter, but the rigidity of the fixed spindle is stronger and it can also be paired with a cost-effective hydraulic automatic feeder.



FD Series-Features



FD Series-Automation


# XL Series

CNC Lathe



View Product Details

XL-8T | XL-6T | XL-6M | XL-8P | XL-6P | XL-5P | XL-4P



## Technical Parameters

Max. Turning Diameter	Φ 300mm
Max. Machining Length	200mm
Max. Swing Diameter	Φ 350mm
Max. Bar Through Diameter	Φ35/Φ45/Φ51mm
X-axis Travel	800mm
Z-axis Travel	300mm
Max. Spindle Speed	3500/4000/5000RPM

※ Series parameters are for reference; specific model parameters should follow the technical agreement.

# XL2 Series

CNC Turret Lathe



View Product Details


XL2-8D | XL2-8T | XL2-6D | XL2-6T



## Technical Parameters

Max. Turning Diameter	Φ420mm
Max. Machining Length	350mm
Max. Swing Diameter	Φ560mm
Max. Bar Through Diameter	Φ45/Φ5mm
X-axis Travel	240mm
Z-axis Travel	300mm
Max. Spindle Speed	3500/4000/5000RPM
Max. Driven Tool Speed	4000RPM


※ Series parameters are for reference; specific model parameters should follow the technical agreement.




 **Special Series**



View Product Details



Dual-turret Lathe



Truss Robot and Triple-spindle Lathe Integrated Machine



Small Shaft Used Machine Tool



Truss Robot and CNC Lathe Integrated Machine



Rotatable 4+4 Live Tool Turning and Milling Machine

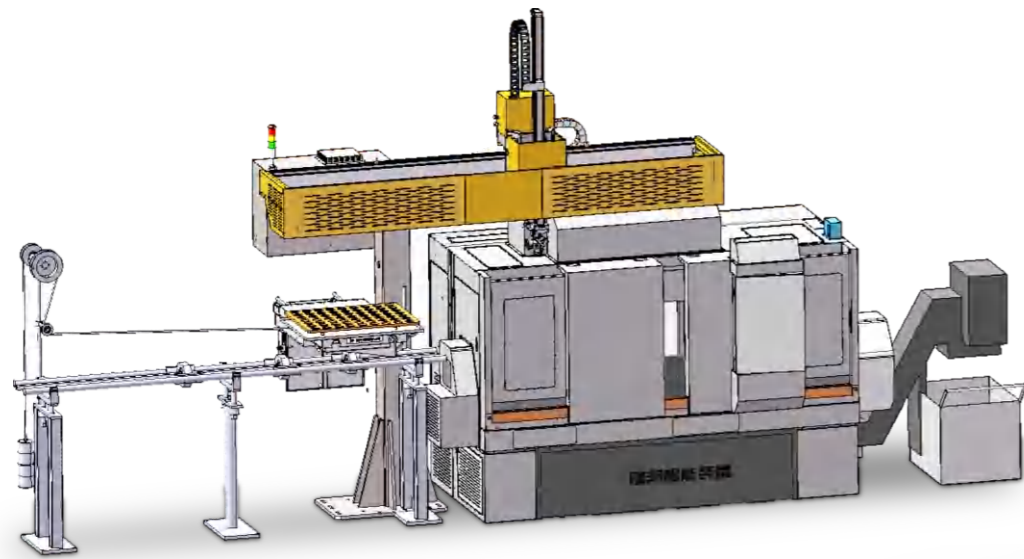
# Automation Solutions



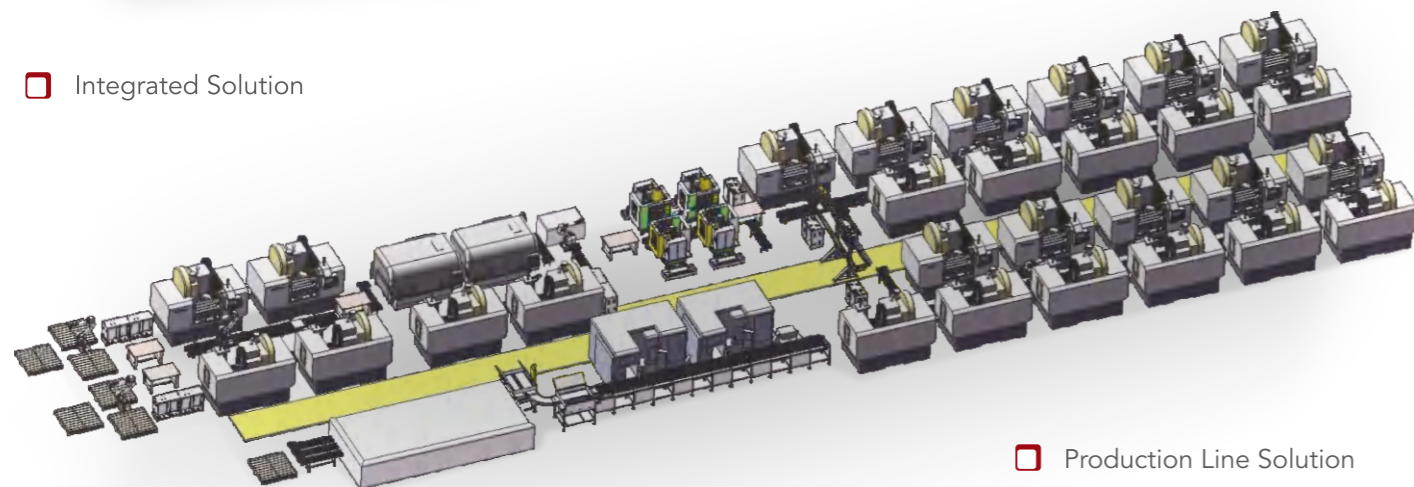
6-axis Robot Solution



Hydraulic Automatic Feeder



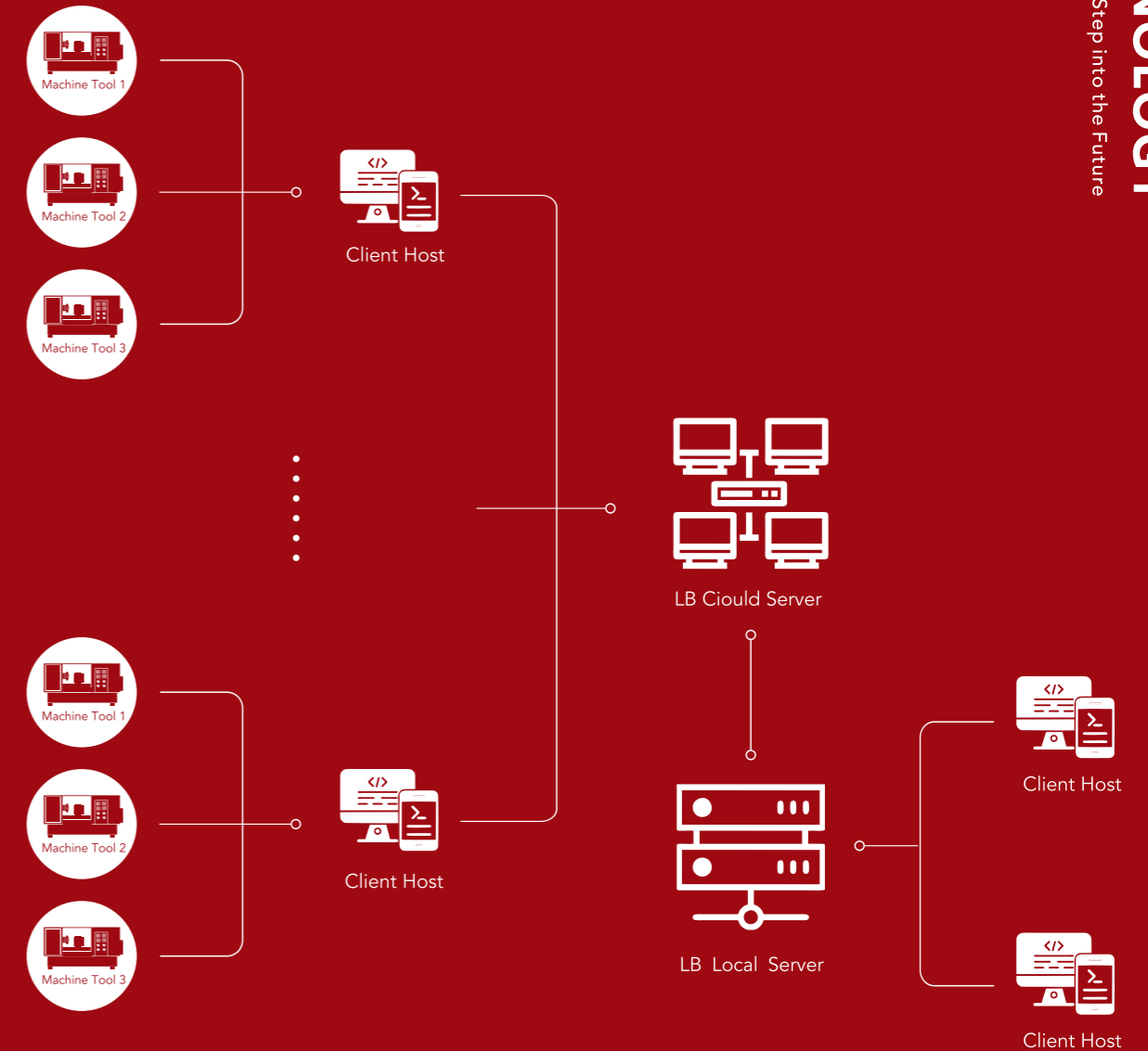
Integrated Solution



Production Line Solution

# Value-added product

## LBloT Internet of Things



### Independent Research and Development

LBloT system for independent research and development focused on machine tool IOT, temporary support for remote after-sales, remote monitoring functions, to help customers step into the industry 4.0 era.

### Free Experience

The LBloT system is currently used as a value-added service for user experience development.

### Support OTA Upgrade

The LBloT system update will be free as an OTA.

# Processed Products



View Product Details



Respect



Communication



Devotion



Dig Into



Courageous

## Future Outlook

- More efficient multi-axis, multi-channel mill-turn machines
- Development of Internet of Things applications
- Supporting industry chain molding

